

Cooper Lighting Solutions Photometric Lab
1121 Highway 74 South
Peachtree City, GA 30269



Scaled data based on original data using
LM-79-2024 Approved Method: Electrical and Photometric Measurements of Solid-
State Lighting Products

Test Report Prepared for
Cooper Lighting Solutions

Brand: INVUE

Report Number: P1442159

Luminaire Tested: LXW-C3-840-X-U-A-GM

Issue Date: 4/23/2026

Test Information

Test Method: LM-79-2024
Report Number: P1442159
TEST IS SCALED FROM IESNA LM-79-24 TEST DATA (G2-2509-539-26)
Test Lab: COOPER LIGHTING SOLUTIONS
Issue Date: 4/24/2026
Manufacturer: COOPER LIGHTING SOLUTIONS
Product Line: INVUE
Catalog Number: LXW-C3-840-X-U-A-GM
Description: LuxeScape OUTDOOR ARCHITECTURAL WALL MOUNT LUMINAIRE
ASYMMETRIC OPTIC, GRAPHITE METALLIC PAINTED FINISH
Light Source: 2200K CCT, 80 CRI LEDS
Ballast/Driver: -

Summary

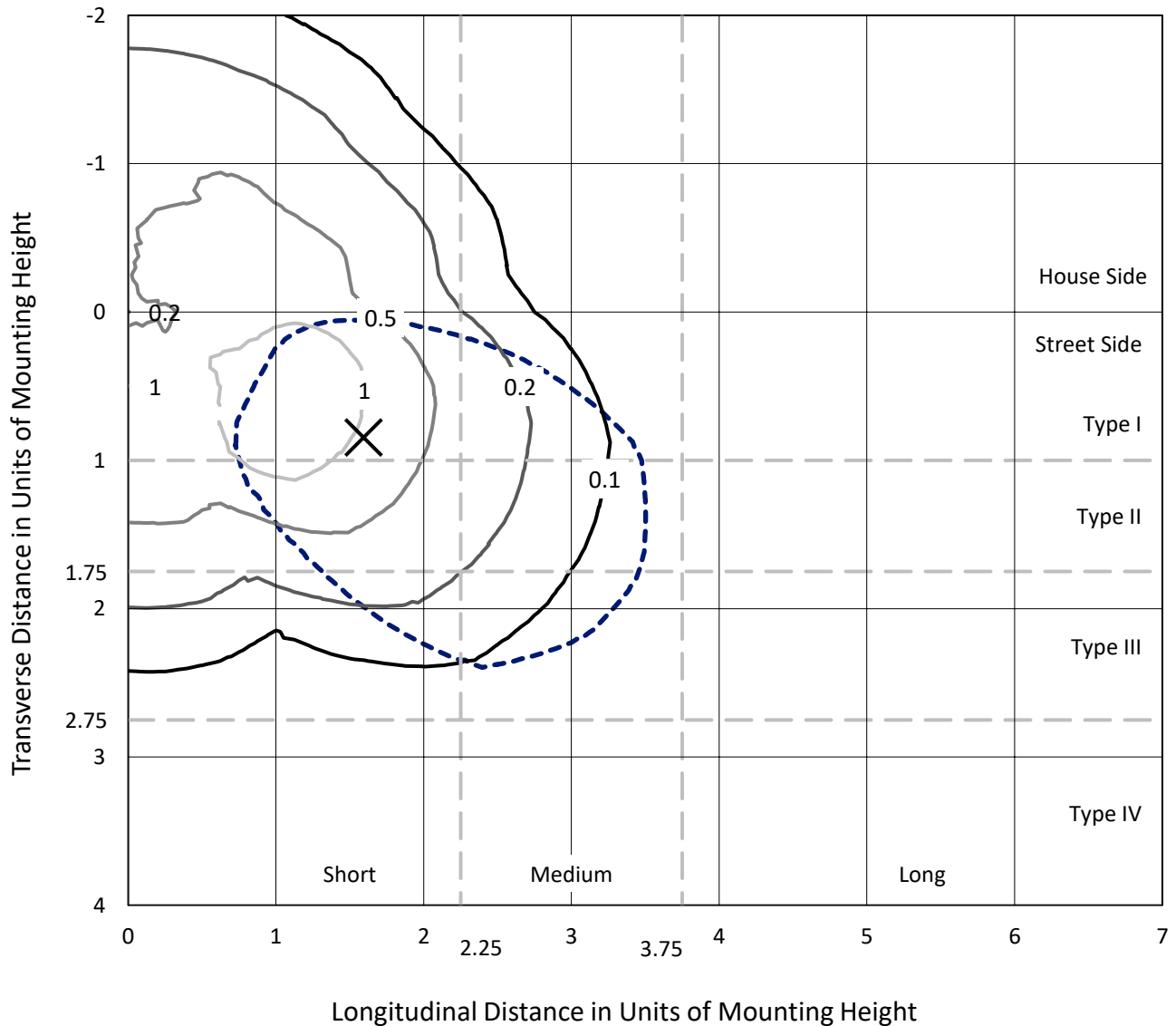
Lumens per Lamp: N/A
Luminaire Lumens: 1177.9 lumens
Efficiency: N/A
Efficacy: 49.7 lumens/watt
Luminous Opening: Circular (Dia: 0.4' x H: 0')
IES Classification: Type III - Short
BUG Rating: B1 - U0 - G1

Input Watts (W): 23.7
Input Voltage (V): 120
Input Current (Ain): NR
Voltage Rise (V): NR
Power Factor: 0.9878
Total Harmonic Distortion (THDi): 0.130959
Frequency (hertz): 60
Stabilization Time: 0.5 HR
Operation Time: 3 HR
Ambient Temperature (°C): NR
Test Distance: 28.75 FT

REPORT NUMBER: P1442159
 CATALOG NUMBER: LXW-C3-840-X-U-A-GM

Iso-Footcandle Lines of Horizontal Illumination

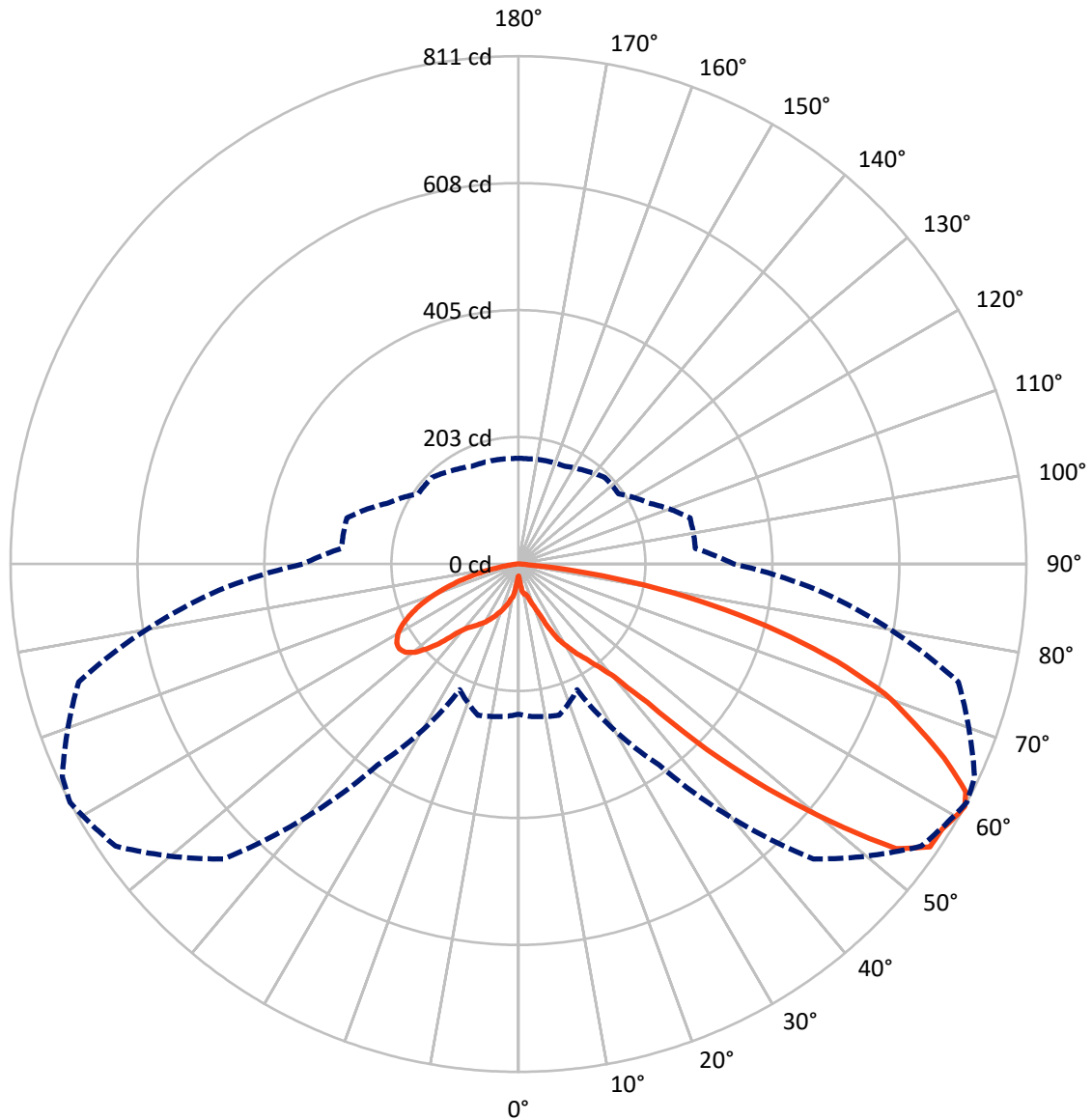
× Max cd
 - - - 1/2 Max cd



Based on 10 foot mounting height. Maximum calculated value = 1.7 fc
 Type III - Short - N/A

REPORT NUMBER: P1442159
CATALOG NUMBER: LXW-C3-840-X-U-A-GM

Luminous Intensity Polar Plot



— Vertical Plane Through 62-Deg Lateral - - - Horizontal Cone Through 61-Deg Vertical

REPORT NUMBER: P1442159

CATALOG NUMBER: LXW-C3-840-X-U-A-GM

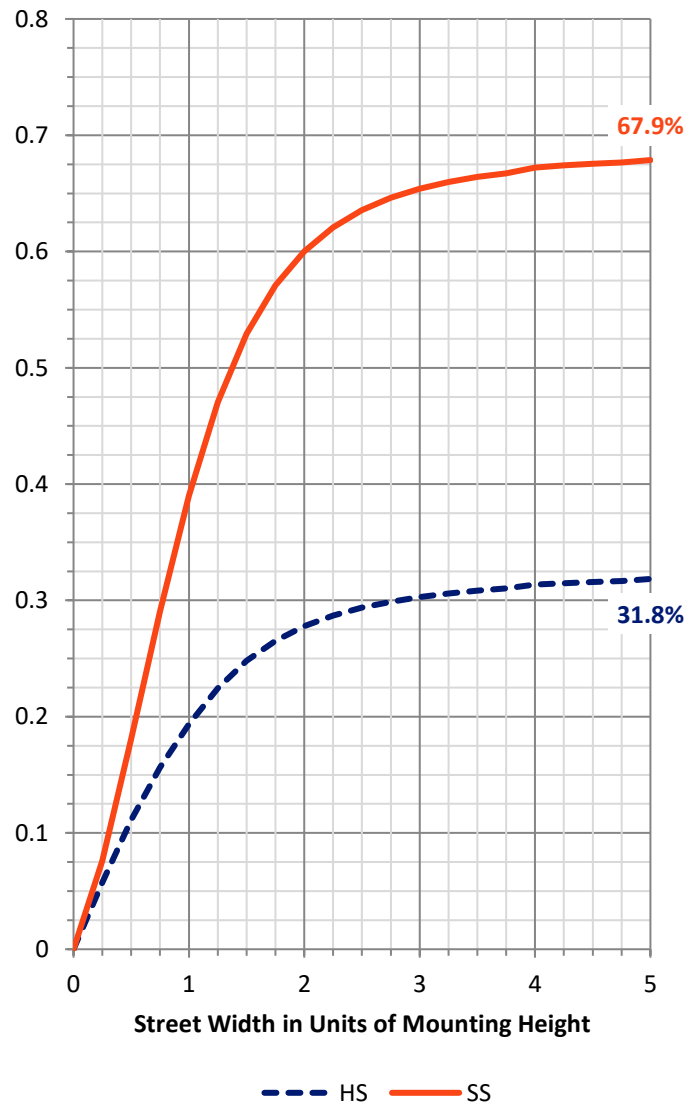
FLUX DISTRIBUTION:

		Downward	Upward	Total
House Side	Lumens	377.3	0.0	377.3
	% Fixture	32.0	0.0	32.0
Street Side	Lumens	800.6	0.0	800.6
	% Fixture	68.0	0.0	68.0
Total	Lumens	1177.9	0.0	1177.9
	% Fixture	100.0	0.0	100.0

Coefficient of Utilization

ZONAL LUMENS:

Zone	Lumens	% Fixture
0°-10°	4.0	0.3
10°-20°	19.7	1.7
20°-30°	46.0	3.9
30°-40°	85.3	7.2
40°-50°	181.6	15.4
50°-60°	319.8	27.2
60°-70°	317.5	27.0
70°-80°	180.7	15.3
80°-90°	23.2	2.0
90°-100°	0.0	0.0
100°-110°	0.0	0.0
110°-120°	0.0	0.0
120°-130°	0.0	0.0
130°-140°	0.0	0.0
140°-150°	0.0	0.0
150°-160°	0.0	0.0
160°-170°	0.0	0.0
170°-180°	0.0	0.0
0°-90°	1177.9	100.0
0°-180°	1177.9	100.0



REPORT NUMBER: P1442159

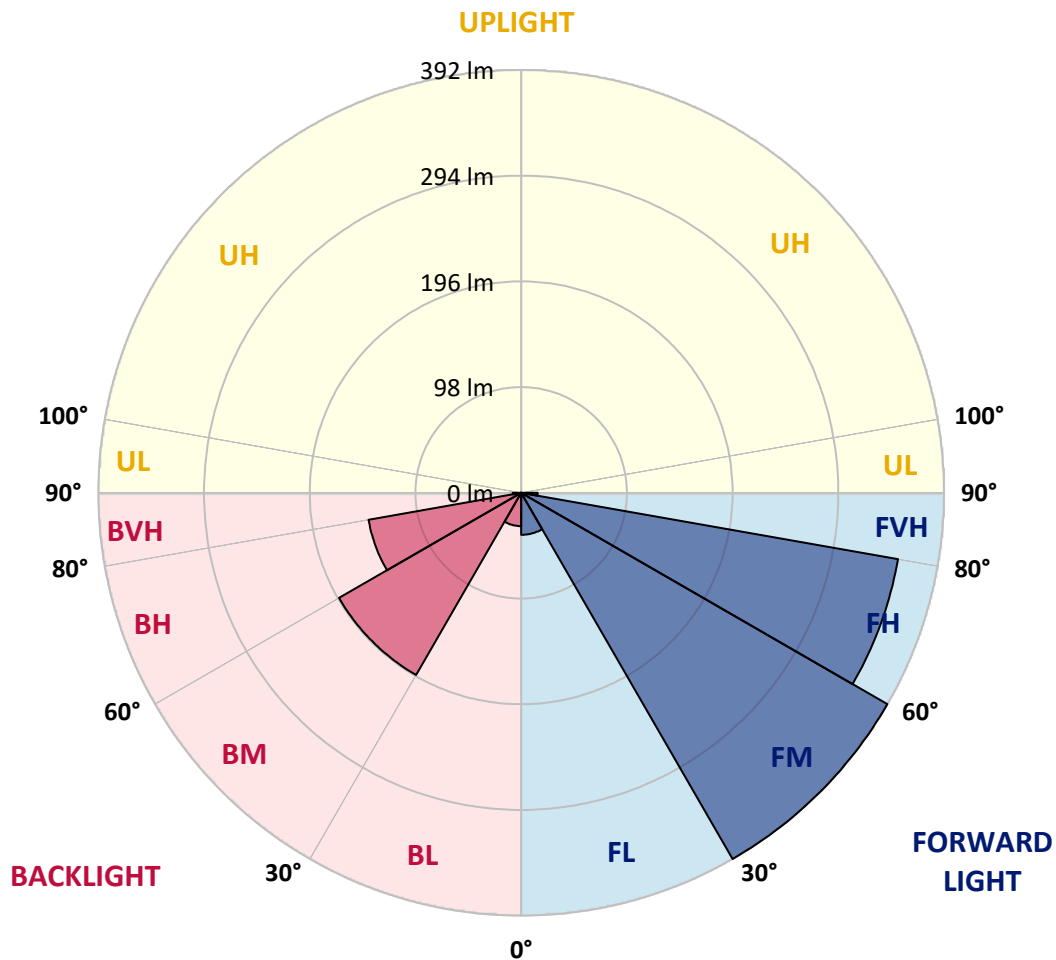
CATALOG NUMBER: LXW-C3-840-X-U-A-GM

LUMINAIRE CLASSIFICATION SYSTEM LUMEN TABLE AND BUG RATING:

Zone		Lumens	% Fixture	Zone Rating/Lumen Limit		
				B	U	G
FL	(0°-30°)	38.9	3.3			
FM	(30°-60°)	391.8	33.3			
FH	(60°-80°)	354.6	30.1			G0/660
FVH	(80°-90°)	15.3	1.3			G1/100
BL	(0°-30°)	30.9	2.6	B0/110		
BM	(30°-60°)	194.9	16.5	B0/220		
BH	(60°-80°)	143.6	12.2	B1/500		G1/500
BVH	(80°-90°)	7.9	0.7			G0/10
UL	(90°-100°)	0.0	0.0		U0/0	
UH	(100°-180°)	0.0	0.0		U0/0	

BUG Rating: B1-U0-G1

Type III Short





REPORT NUMBER: P1442159

CATALOG NUMBER: LXW-C3-840-X-U-A-GM

CANDELA DISTRIBUTION (FULL):

	0°	5°	15°	25°	35°	45°	55°	62°	65°	75°	85°
0°	19.2	19.2	19.2	19.2	19.2	19.2	19.2	19.2	19.2	19.2	19.2
2.5°	23.7	24.6	23.7	26.4	23.7	22.8	22.8	22.8	22.8	21.0	20.1
5°	40.1	42.0	41.0	39.2	37.4	37.4	33.7	31.9	30.1	28.3	26.4
7.5°	64.8	61.1	68.4	64.8	56.5	51.1	47.4	44.7	43.8	41.0	40.1
10°	80.3	84.8	76.6	74.8	71.1	62.0	52.9	48.3	47.4	44.7	42.0
12.5°	93.9	87.6	86.6	86.6	76.6	66.6	54.7	49.2	47.4	45.6	43.8
15°	98.5	101.2	99.4	94.8	84.8	69.3	58.4	52.9	51.1	48.3	51.1
17.5°	110.4	110.4	110.4	96.7	87.6	73.9	65.7	62.9	61.1	56.5	56.5
20°	118.6	119.5	120.4	101.2	92.1	81.2	76.6	73.0	72.0	67.5	62.9
22.5°	126.8	128.6	126.8	110.4	98.5	89.4	88.5	88.5	85.7	79.3	73.9
25°	134.1	135.9	131.3	114.9	107.6	101.2	112.2	114.0	110.4	93.0	87.6
27.5°	143.2	144.1	137.7	124.9	114.9	118.6	135.9	136.8	135.0	111.3	99.4
30°	150.5	150.5	144.1	129.5	122.2	135.9	151.4	152.3	152.3	135.9	112.2
32.5°	156.0	155.0	150.5	135.0	129.5	151.4	166.9	169.6	168.7	153.2	123.1
35°	160.5	160.5	155.0	140.4	137.7	166.9	183.3	186.0	185.1	170.5	135.0
37.5°	166.9	166.0	161.4	145.9	147.7	187.0	205.2	207.9	208.8	192.4	150.5
40°	174.2	172.4	168.7	154.1	162.3	210.7	232.6	237.1	237.1	221.6	169.6
42.5°	187.0	184.2	186.0	168.7	188.8	260.8	292.8	301.9	298.2	282.7	209.8
45°	218.0	215.2	223.4	202.5	238.9	362.1	416.8	423.2	426.8	384.0	271.8
47.5°	235.3	232.6	248.1	220.7	282.7	451.4	518.0	536.3	530.8	497.0	339.3
50°	253.5	252.6	270.0	243.5	338.4	550.8	632.9	646.6	649.3	594.6	396.7
52.5°	259.9	260.8	281.8	255.4	373.9	624.7	735.1	755.1	754.2	674.0	440.5
55°	261.7	265.4	280.9	251.7	390.3	664.8	781.6	797.1	793.4	714.1	469.7
57.5°	258.1	261.7	270.0	239.9	398.5	673.1	781.6	798.0	793.4	726.9	484.3
60°	245.3	250.8	257.2	228.0	395.8	669.4	781.6	808.0	799.8	727.8	483.4
61°	239.9	244.4	249.9	221.6	391.2	665.8	785.2	810.8	803.5	726.9	479.7
62.5°	228.9	233.5	237.1	209.8	380.3	656.6	778.8	801.6	796.2	715.9	467.9
65°	206.1	210.7	211.6	187.9	358.4	624.7	734.2	746.9	746.0	674.9	439.6
67.5°	179.7	184.2	184.2	162.3	331.1	577.3	668.5	683.1	679.4	621.1	404.0
70°	149.6	153.2	153.2	135.9	295.5	515.3	602.8	621.1	615.6	554.5	359.3
72.5°	120.4	122.2	118.6	106.7	249.0	440.5	516.2	531.7	529.9	474.2	303.7
75°	85.7	85.7	83.9	76.6	195.2	352.0	414.0	428.6	423.2	381.2	238.0
77.5°	54.7	52.9	51.1	49.2	137.7	257.2	304.6	316.5	311.9	278.2	167.8
80°	30.1	27.4	25.5	26.4	78.4	157.8	192.4	203.4	199.7	171.5	97.6
82.5°	14.6	13.7	11.9	10.9	26.4	59.3	79.3	89.4	85.7	67.5	39.2
85°	6.4	6.4	6.4	3.6	6.4	10.0	13.7	15.5	16.4	16.4	10.0
87.5°	4.6	4.6	4.6	1.8	3.6	5.5	6.4	6.4	6.4	6.4	4.6
90°	0.0	0.0	0.0	0.0	0.0	0.0	0.0	0.0	0.0	0.0	0.0



REPORT NUMBER: P1442159

CATALOG NUMBER: LXW-C3-840-X-U-A-GM

CANDELA DISTRIBUTION (continued):

	90°	95°	105°	115°	125°	135°	145°	155°	165°	175°	180°
0°	19.2	19.2	19.2	19.2	19.2	19.2	19.2	19.2	19.2	19.2	19.2
2.5°	20.1	20.1	21.0	21.9	22.8	23.7	21.9	21.0	20.1	18.2	18.2
5°	26.4	25.5	25.5	31.0	30.1	33.7	35.6	34.7	31.0	31.0	31.0
7.5°	39.2	37.4	36.5	41.0	43.8	50.2	52.0	47.4	42.0	40.1	39.2
10°	41.0	41.0	42.9	49.2	61.1	63.8	63.8	56.5	52.9	50.2	49.2
12.5°	42.9	42.0	46.5	52.9	66.6	67.5	67.5	62.9	57.5	52.0	52.0
15°	50.2	51.1	52.9	62.9	70.2	73.9	73.9	71.1	63.8	51.1	50.2
17.5°	56.5	59.3	63.8	69.3	74.8	79.3	78.4	74.8	63.8	53.8	51.1
20°	63.8	67.5	76.6	77.5	80.3	83.0	83.0	76.6	62.9	53.8	52.0
22.5°	73.9	78.4	85.7	84.8	83.9	86.6	88.5	80.3	63.8	55.6	53.8
25°	86.6	89.4	93.9	92.1	91.2	89.4	93.0	85.7	71.1	62.0	61.1
27.5°	97.6	99.4	102.1	99.4	97.6	94.8	96.7	91.2	76.6	68.4	67.5
30°	106.7	107.6	112.2	107.6	103.1	99.4	101.2	95.8	81.2	74.8	73.9
32.5°	115.8	117.6	118.6	114.0	107.6	104.0	104.9	97.6	84.8	80.3	78.4
35°	124.9	125.9	125.9	121.3	113.1	108.5	107.6	101.2	88.5	84.8	83.0
37.5°	134.1	135.0	135.0	128.6	119.5	114.0	112.2	104.0	93.0	89.4	88.5
40°	147.7	145.9	145.9	136.8	126.8	120.4	116.7	107.6	97.6	95.8	94.8
42.5°	172.4	168.7	166.0	152.3	141.4	130.4	125.9	115.8	106.7	104.9	103.1
45°	218.0	208.8	205.2	179.7	164.2	156.9	150.5	137.7	128.6	124.9	124.0
47.5°	264.5	241.7	241.7	203.4	182.4	175.1	166.9	153.2	143.2	139.5	138.6
50°	306.4	273.6	272.7	225.3	197.9	192.4	184.2	171.5	161.4	156.9	156.9
52.5°	336.5	296.4	294.6	238.0	207.0	204.3	193.3	180.6	170.5	166.9	166.0
55°	350.2	302.8	302.8	243.5	210.7	207.9	197.9	185.1	175.1	173.3	172.4
57.5°	352.0	297.3	297.3	242.6	206.1	205.2	193.3	180.6	175.1	173.3	173.3
60°	346.6	288.2	288.2	234.4	198.8	198.8	186.0	175.1	172.4	170.5	170.5
61°	343.8	283.6	283.6	229.8	195.2	195.2	182.4	172.4	170.5	168.7	168.7
62.5°	337.4	275.4	274.5	221.6	187.9	189.7	176.9	167.8	166.9	164.2	165.1
65°	314.6	253.5	252.6	203.4	171.5	175.1	163.2	157.8	156.0	155.0	155.0
67.5°	285.5	228.0	225.3	181.5	152.3	156.0	146.8	143.2	143.2	143.2	143.2
70°	250.8	197.9	195.2	155.0	130.4	135.9	126.8	126.8	128.6	128.6	128.6
72.5°	211.6	163.2	160.5	126.8	104.9	113.1	106.7	110.4	111.3	111.3	112.2
75°	166.0	125.9	123.1	95.8	80.3	87.6	84.8	89.4	91.2	92.1	92.1
77.5°	115.8	87.6	83.9	64.8	55.6	63.8	62.0	67.5	70.2	71.1	72.0
80°	64.8	52.0	48.3	38.3	33.7	41.0	40.1	44.7	48.3	50.2	50.2
82.5°	25.5	23.7	21.9	18.2	16.4	21.0	19.2	23.7	27.4	29.2	29.2
85°	6.4	7.3	9.1	7.3	7.3	7.3	6.4	8.2	10.9	11.9	11.9
87.5°	2.7	2.7	5.5	4.6	4.6	5.5	2.7	5.5	8.2	8.2	9.1
90°	0.0	0.0	0.0	0.0	0.0	0.0	0.0	0.0	0.0	0.0	0.0

LM-79-2019: Approved Method: Electrical and Photometric Measurements of Solid-
State Lighting Products

Report Prepared for

Cooper Lighting Solutions

Invue

Report Number: SP1-2509-539-8

Test Date: 04/14/2026

Luminaire Tested: Luxscape Bollard

Data in this report applies to families of products including ;Luxscape

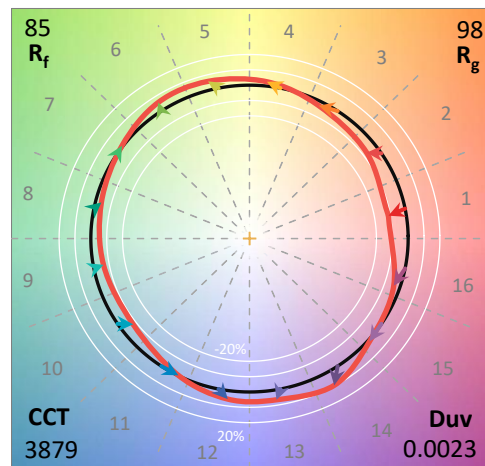
Test Information

Test Method: LM-79-2019
 Report Number: SP1-2509-539-8
 Test Lab: COOPER LIGHTING SOLUTIONS
 Photometer: SP1 - 76IN SPHERE
 Measurement Geometry: 4π
 Issue Date: 04/15/2026
 Manufacturer: COOPER LIGHTING SOLUTIONS
 Product Line: Invue
 Catalog Number: **Luxscape Bollard**
 Description: ARB-C1-840-LED-XX-Dx-S-GM-SPECULAR REFLECTOR

Spectral Parameters

CCT (K): 3879
 CIE u': 0.2261
 CIE v': 0.5068
 Duv: 0.0023
 CIE x: 0.3878
 CIE y: 0.3863
 CIE z: 0.2260
 Peak Wavelength (nm): 445
 Dominant Wavelength (nm): 578
 Purity: 32.30035
 Rf: 84.8
 Rg: 97.9

CRI (Ra):	83.0		
R1:	81.2	R9:	8.2
R2:	87.4	R10:	71.6
R3:	93.9	R11:	84.7
R4:	84.2	R12:	68.5
R5:	81.9	R13:	82.3
R6:	84.2	R14:	96.6
R7:	86.4	R15:	73.7
R8:	65.2		



Test Conditions

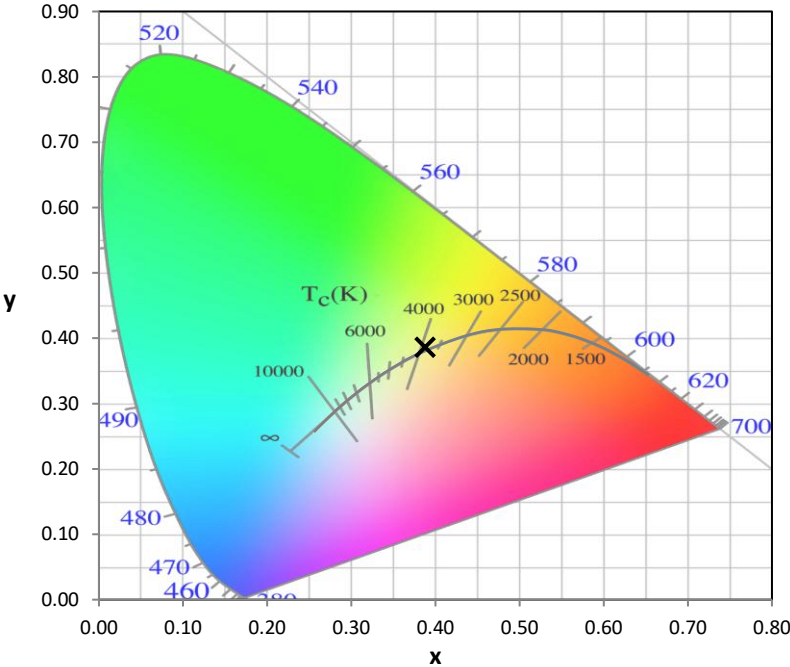
Stabilization Time: 29M
 Operation Time: 1H 29M
 Sphere Temperature (°C): 25.1

REPORT NUMBER: SP1-2509-539-8

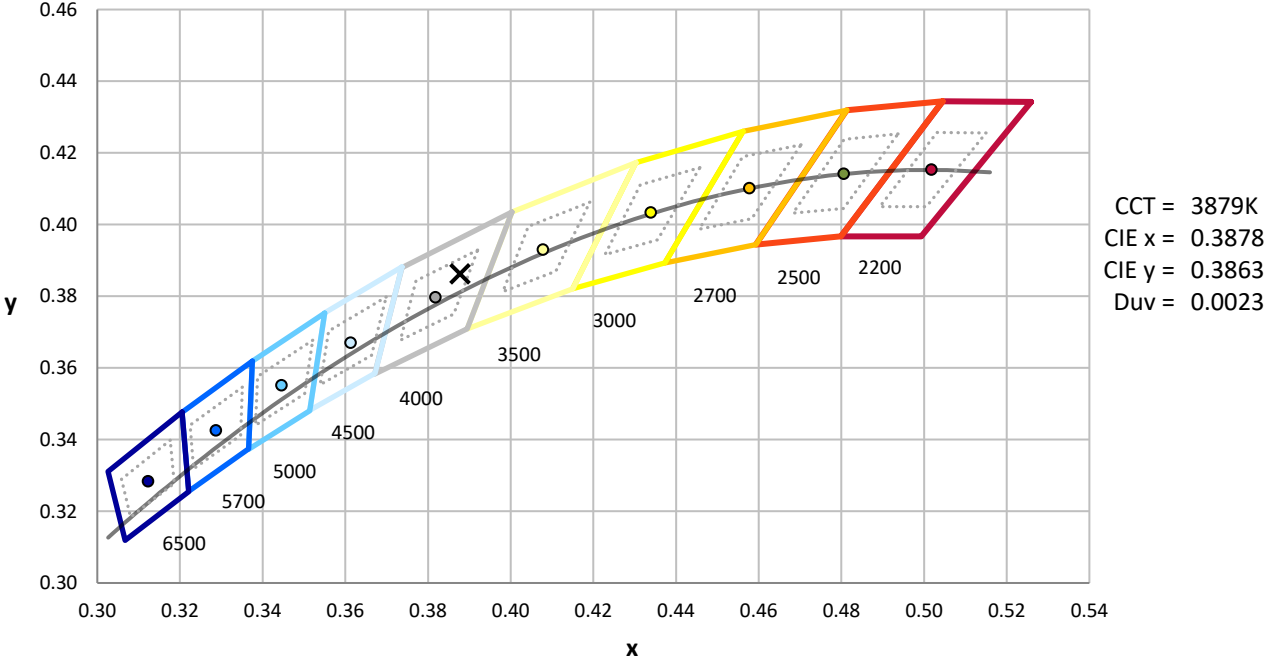
Measurement and Test Equipment			
Instrument	Identification Number	Calibration Date	Calibration Due Date
Photometer	76INCH SPHERE IN0058	12/16/2025	6/16/2026
Power Meter	XITRON INXT2011004	10/21/2025	10/21/2026
AC Power Source	CHROMA 61603 IN0063	10/21/2025	10/21/2026
DC Power Source	AGILENT E3634A IN0208	10/21/2025	10/21/2026
Sphere Thermometer	ONSET IN0085	10/21/2025	10/21/2026
Room Thermometer	ONSET IN0046	10/21/2025	10/21/2026

REPORT NUMBER: SP1-2509-539-8

CIE 1931 Chromaticity Diagram



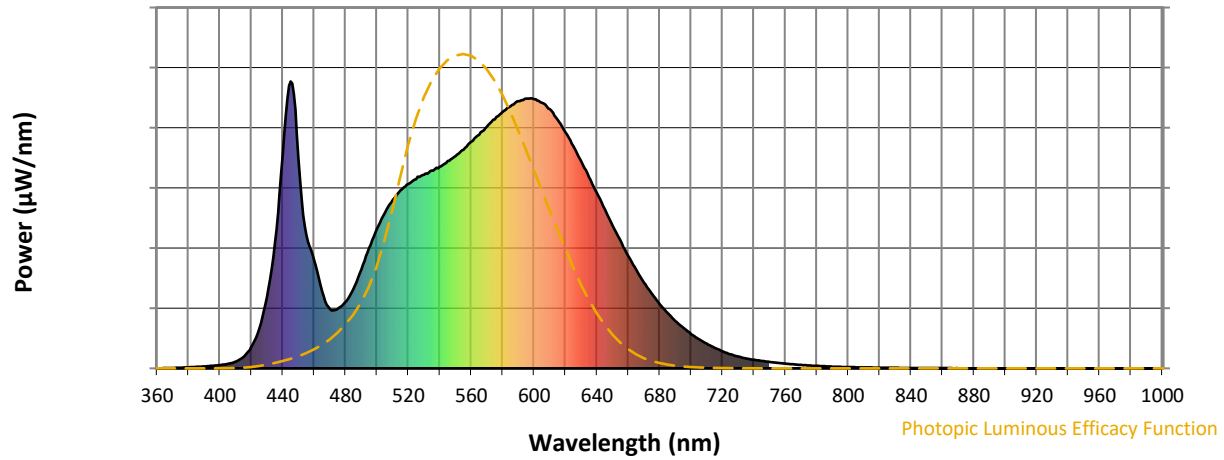
CIE 1931 Chromaticity Diagram with 2017 ANSI 7-Step and 4-Step Quadrangles



Point lies inside the ANSI 4000K 4-step quadrangle

REPORT NUMBER: SP1-2509-539-8

Photopic Flux vs. Wavelength

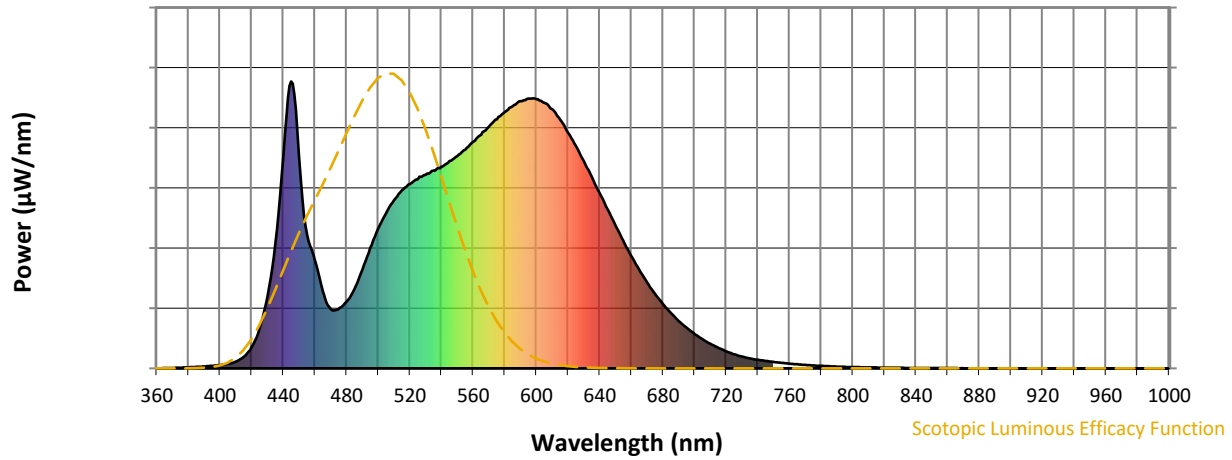


Photopic Lumens: NR

λ (nm)	Power W [^] /nm	Lumens (ϕ /nm)	λ (nm)	Power W [^] /nm	Lumens (ϕ /nm)	λ (nm)	Power W [^] /nm	Lumens (ϕ /nm)	λ (nm)	Power W [^] /nm	Lumens (ϕ /nm)	λ (nm)	Power W [^] /nm	Lumens (ϕ /nm)
360	0	NR	490	345	NR	620	822	NR	750	23	NR	880	0	NR
365	1	NR	495	419	NR	625	776	NR	755	19	NR	885	0	NR
370	1	NR	500	487	NR	630	722	NR	760	16	NR	890	0	NR
375	3	NR	505	541	NR	635	667	NR	765	14	NR	895	0	NR
380	4	NR	510	586	NR	640	611	NR	770	12	NR	900	0	NR
385	5	NR	515	620	NR	645	555	NR	775	10	NR	905	0	NR
390	7	NR	520	643	NR	650	498	NR	780	9	NR	910	0	NR
395	9	NR	525	660	NR	655	445	NR	785	7	NR	915	0	NR
400	11	NR	530	675	NR	660	391	NR	790	6	NR	920	0	NR
405	15	NR	535	690	NR	665	344	NR	795	5	NR	925	0	NR
410	24	NR	540	702	NR	670	300	NR	800	4	NR	930	0	NR
415	40	NR	545	723	NR	675	260	NR	805	4	NR	935	0	NR
420	75	NR	550	740	NR	680	224	NR	810	3	NR	940	0	NR
425	139	NR	555	762	NR	685	193	NR	815	3	NR	945	0	NR
430	249	NR	560	790	NR	690	166	NR	820	3	NR	950	0	NR
435	437	NR	565	814	NR	695	141	NR	825	2	NR	955	0	NR
440	741	NR	570	843	NR	700	120	NR	830	2	NR	960	0	NR
445	1000	NR	575	868	NR	705	102	NR	835	2	NR	965	0	NR
450	734	NR	580	894	NR	710	86	NR	840	1	NR	970	0	NR
455	466	NR	585	914	NR	715	72	NR	845	1	NR	975	0	NR
460	378	NR	590	932	NR	720	60	NR	850	1	NR	980	0	NR
465	270	NR	595	940	NR	725	49	NR	855	1	NR	985	0	NR
470	207	NR	600	938	NR	730	41	NR	860	1	NR	990	0	NR
475	207	NR	605	926	NR	735	35	NR	865	1	NR	995	0	NR
480	232	NR	610	903	NR	740	30	NR	870	1	NR	1000	0	NR
485	276	NR	615	867	NR	745	26	NR	875	0	NR			

REPORT NUMBER: SP1-2509-539-8

Scotopic Flux vs. Wavelength



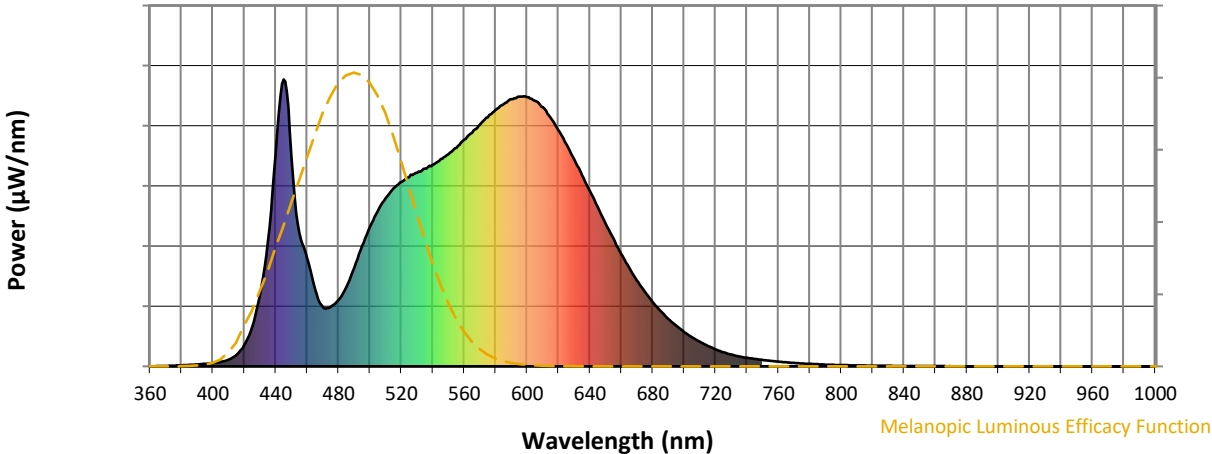
Scotopic Lumens: NR

S/P: 1.63

λ (nm)	Power W [^] /nm	Lumens (φ/nm)	λ (nm)	Power W [^] /nm	Lumens (φ/nm)	λ (nm)	Power W [^] /nm	Lumens (φ/nm)	λ (nm)	Power W [^] /nm	Lumens (φ/nm)	λ (nm)	Power W [^] /nm	Lumens (φ/nm)
360	0	NR	490	345	NR	620	822	NR	750	23	NR	880	0	NR
365	1	NR	495	419	NR	625	776	NR	755	19	NR	885	0	NR
370	1	NR	500	487	NR	630	722	NR	760	16	NR	890	0	NR
375	3	NR	505	541	NR	635	667	NR	765	14	NR	895	0	NR
380	4	NR	510	586	NR	640	611	NR	770	12	NR	900	0	NR
385	5	NR	515	620	NR	645	555	NR	775	10	NR	905	0	NR
390	7	NR	520	643	NR	650	498	NR	780	9	NR	910	0	NR
395	9	NR	525	660	NR	655	445	NR	785	7	NR	915	0	NR
400	11	NR	530	675	NR	660	391	NR	790	6	NR	920	0	NR
405	15	NR	535	690	NR	665	344	NR	795	5	NR	925	0	NR
410	24	NR	540	702	NR	670	300	NR	800	4	NR	930	0	NR
415	40	NR	545	723	NR	675	260	NR	805	4	NR	935	0	NR
420	75	NR	550	740	NR	680	224	NR	810	3	NR	940	0	NR
425	139	NR	555	762	NR	685	193	NR	815	3	NR	945	0	NR
430	249	NR	560	790	NR	690	166	NR	820	3	NR	950	0	NR
435	437	NR	565	814	NR	695	141	NR	825	2	NR	955	0	NR
440	741	NR	570	843	NR	700	120	NR	830	2	NR	960	0	NR
445	1000	NR	575	868	NR	705	102	NR	835	2	NR	965	0	NR
450	734	NR	580	894	NR	710	86	NR	840	1	NR	970	0	NR
455	466	NR	585	914	NR	715	72	NR	845	1	NR	975	0	NR
460	378	NR	590	932	NR	720	60	NR	850	1	NR	980	0	NR
465	270	NR	595	940	NR	725	49	NR	855	1	NR	985	0	NR
470	207	NR	600	938	NR	730	41	NR	860	1	NR	990	0	NR
475	207	NR	605	926	NR	735	35	NR	865	1	NR	995	0	NR
480	232	NR	610	903	NR	740	30	NR	870	1	NR	1000	0	NR
485	276	NR	615	867	NR	745	26	NR	875	0	NR			

REPORT NUMBER: SP1-2509-539-8

Melanopic Flux vs. Wavelength



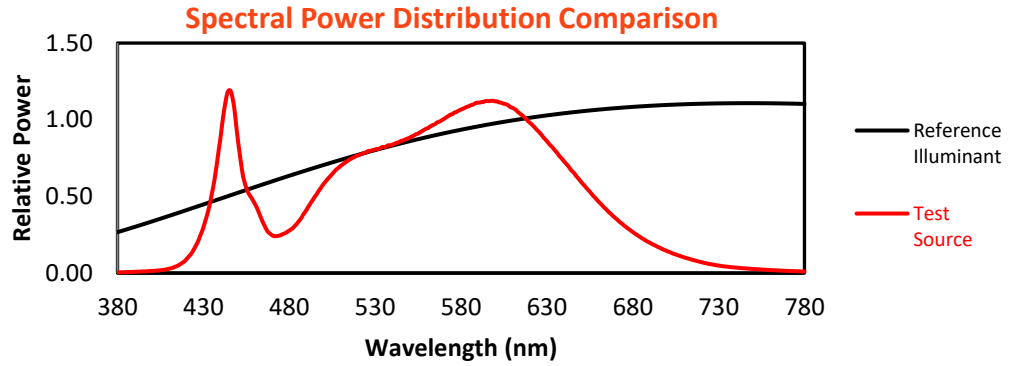
Melanopic Lumens: NR

M/P: 3.25

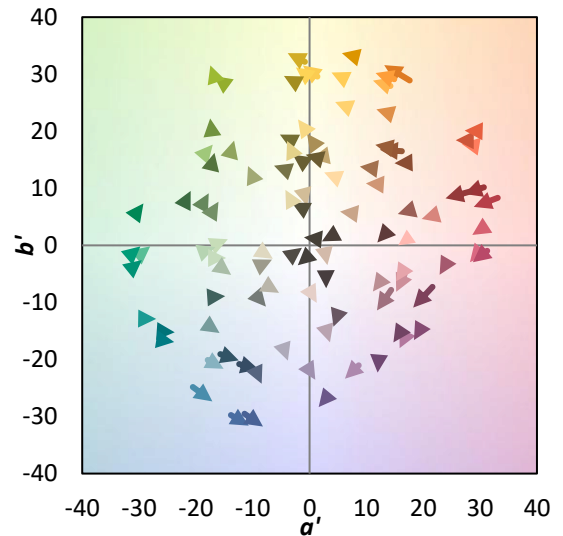
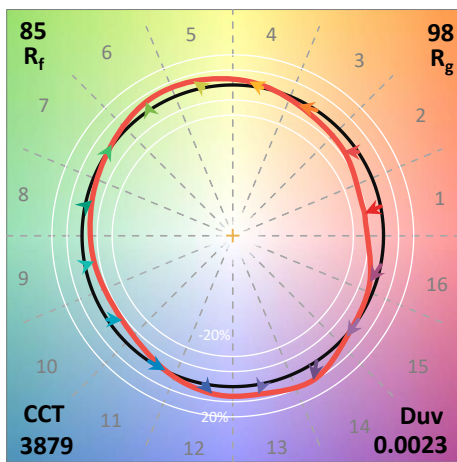
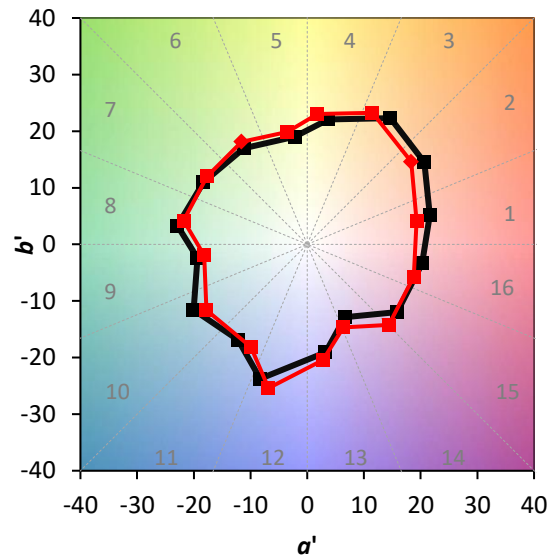
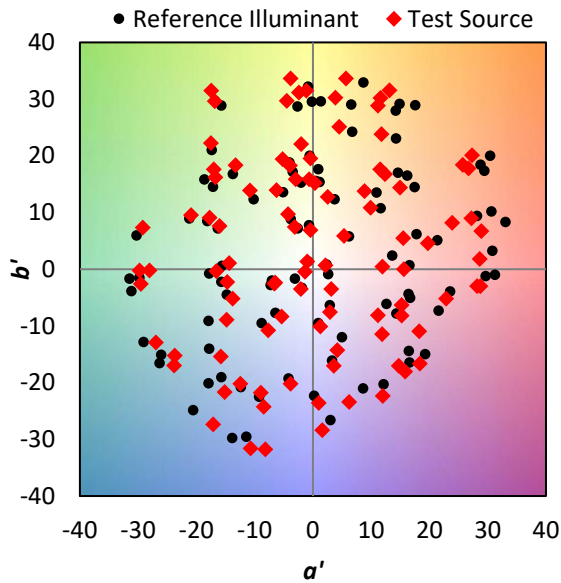
λ (nm)	Power W [^] /nm	Lumens (φ/nm)	λ (nm)	Power W [^] /nm	Lumens (φ/nm)	λ (nm)	Power W [^] /nm	Lumens (φ/nm)	λ (nm)	Power W [^] /nm	Lumens (φ/nm)	λ (nm)	Power W [^] /nm	Lumens (φ/nm)
360	0	NR	490	345	NR	620	822	NR	750	23	NR	880	0	NR
365	1	NR	495	419	NR	625	776	NR	755	19	NR	885	0	NR
370	1	NR	500	487	NR	630	722	NR	760	16	NR	890	0	NR
375	3	NR	505	541	NR	635	667	NR	765	14	NR	895	0	NR
380	4	NR	510	586	NR	640	611	NR	770	12	NR	900	0	NR
385	5	NR	515	620	NR	645	555	NR	775	10	NR	905	0	NR
390	7	NR	520	643	NR	650	498	NR	780	9	NR	910	0	NR
395	9	NR	525	660	NR	655	445	NR	785	7	NR	915	0	NR
400	11	NR	530	675	NR	660	391	NR	790	6	NR	920	0	NR
405	15	NR	535	690	NR	665	344	NR	795	5	NR	925	0	NR
410	24	NR	540	702	NR	670	300	NR	800	4	NR	930	0	NR
415	40	NR	545	723	NR	675	260	NR	805	4	NR	935	0	NR
420	75	NR	550	740	NR	680	224	NR	810	3	NR	940	0	NR
425	139	NR	555	762	NR	685	193	NR	815	3	NR	945	0	NR
430	249	NR	560	790	NR	690	166	NR	820	3	NR	950	0	NR
435	437	NR	565	814	NR	695	141	NR	825	2	NR	955	0	NR
440	741	NR	570	843	NR	700	120	NR	830	2	NR	960	0	NR
445	1000	NR	575	868	NR	705	102	NR	835	2	NR	965	0	NR
450	734	NR	580	894	NR	710	86	NR	840	1	NR	970	0	NR
455	466	NR	585	914	NR	715	72	NR	845	1	NR	975	0	NR
460	378	NR	590	932	NR	720	60	NR	850	1	NR	980	0	NR
465	270	NR	595	940	NR	725	49	NR	855	1	NR	985	0	NR
470	207	NR	600	938	NR	730	41	NR	860	1	NR	990	0	NR
475	207	NR	605	926	NR	735	35	NR	865	1	NR	995	0	NR
480	232	NR	610	903	NR	740	30	NR	870	1	NR	1000	0	NR
485	276	NR	615	867	NR	745	26	NR	875	0	NR			

Summary

$R_f = 84.8$
 $R_g = 97.9$
 $CIE R_a = 83.0$
 $R_9 = 8.2$

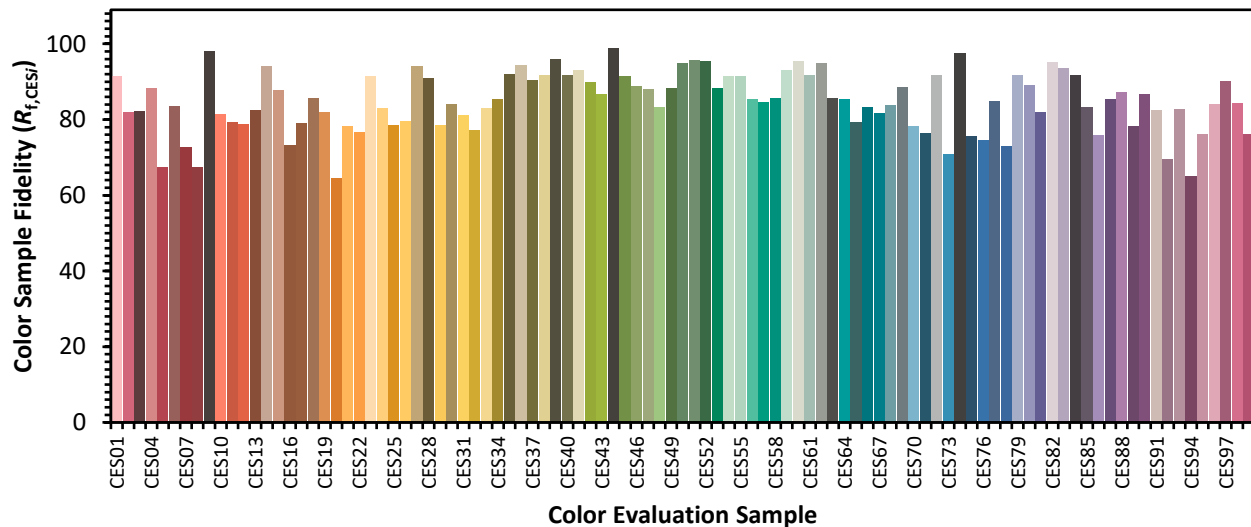


Color Vector Graphics

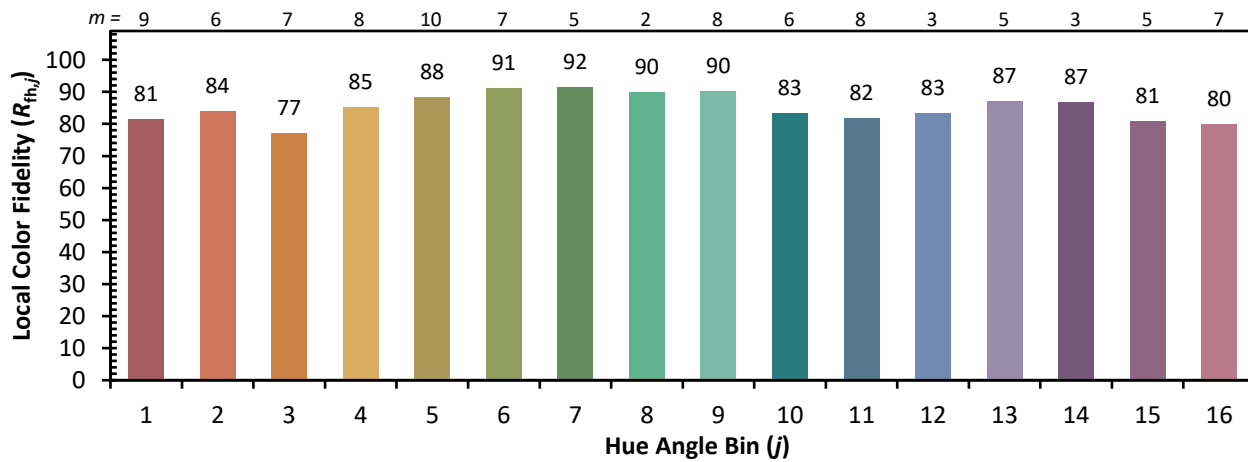
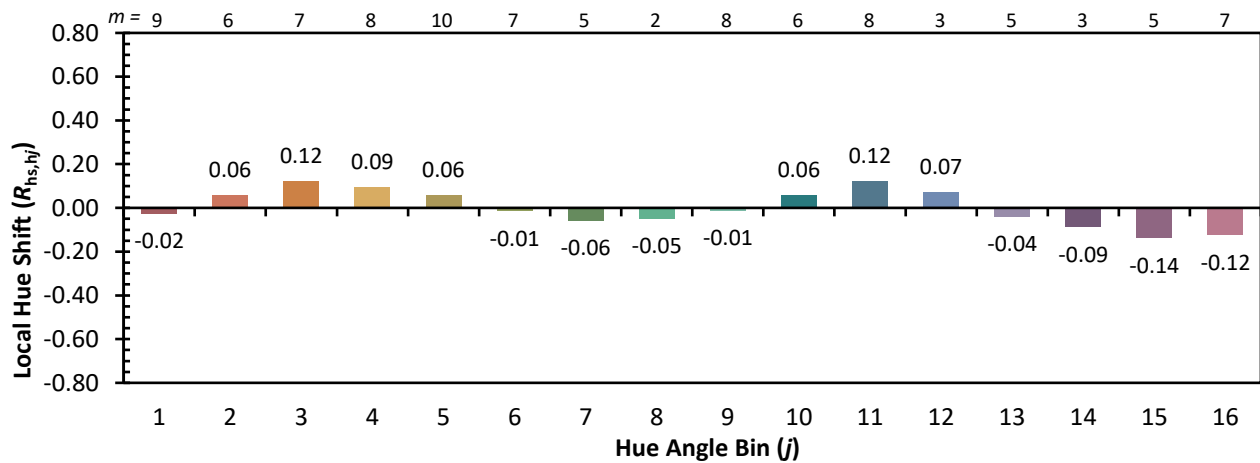
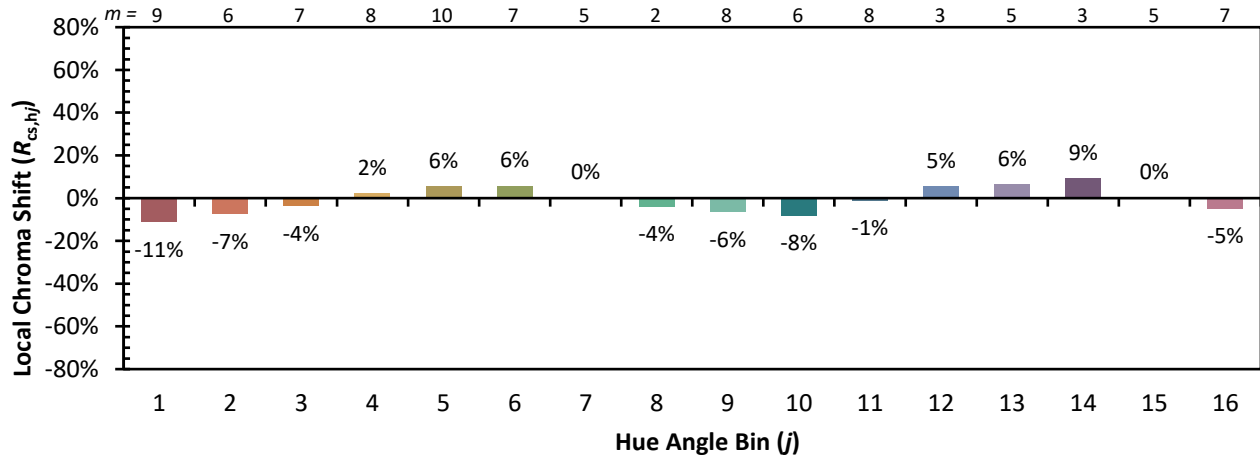


Individual Sample Fidelity Index ($R_{f,i}$)

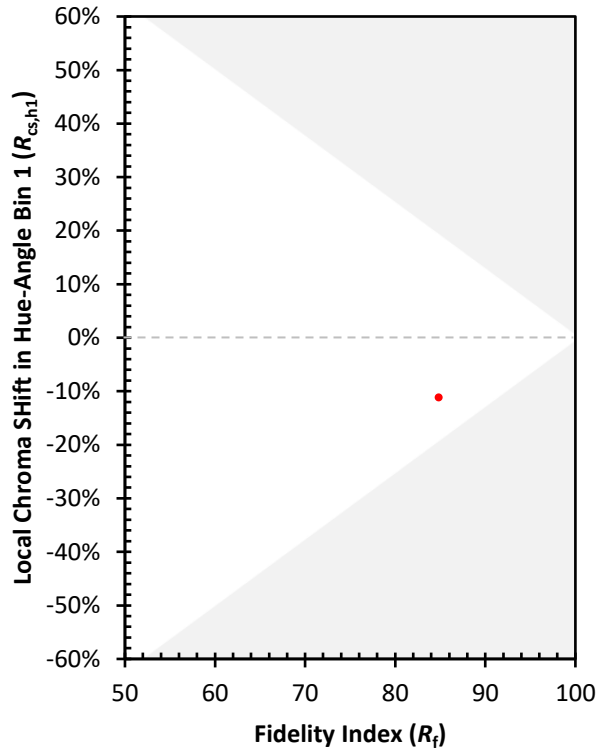
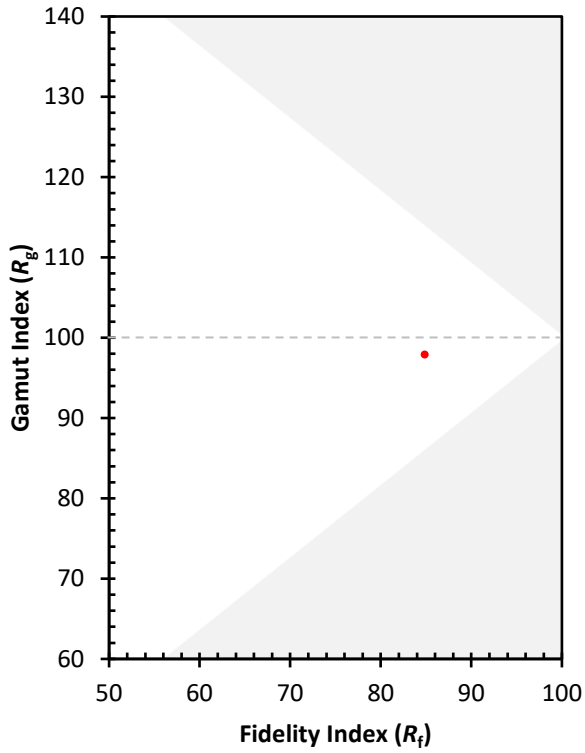
CES01 = 86	CES26 = 80	CES51 = 96	CES76 = 74
CES02 = 61	CES27 = 94	CES52 = 95	CES77 = 85
CES03 = 31	CES28 = 91	CES53 = 88	CES78 = 73
CES04 = 69	CES29 = 79	CES54 = 91	CES79 = 92
CES05 = 48	CES30 = 84	CES55 = 91	CES80 = 89
CES06 = 50	CES31 = 81	CES56 = 85	CES81 = 82
CES07 = 41	CES32 = 77	CES57 = 85	CES82 = 95
CES08 = 40	CES33 = 83	CES58 = 86	CES83 = 94
CES09 = 29	CES34 = 85	CES59 = 93	CES84 = 92
CES10 = 74	CES35 = 92	CES60 = 95	CES85 = 83
CES11 = 57	CES36 = 94	CES61 = 92	CES86 = 76
CES12 = 63	CES37 = 90	CES62 = 95	CES87 = 85
CES13 = 43	CES38 = 92	CES63 = 86	CES88 = 87
CES14 = 74	CES39 = 96	CES64 = 85	CES89 = 78
CES15 = 71	CES40 = 92	CES65 = 79	CES90 = 87
CES16 = 47	CES41 = 93	CES66 = 83	CES91 = 82
CES17 = 49	CES42 = 90	CES67 = 82	CES92 = 69
CES18 = 56	CES43 = 87	CES68 = 84	CES93 = 83
CES19 = 71	CES44 = 99	CES69 = 89	CES94 = 65
CES20 = 65	CES45 = 92	CES70 = 78	CES95 = 76
CES21 = 86	CES46 = 89	CES71 = 76	CES96 = 84
CES22 = 78	CES47 = 88	CES72 = 92	CES97 = 90
CES23 = 91	CES48 = 83	CES73 = 71	CES98 = 84
CES24 = 90	CES49 = 88	CES74 = 97	CES99 = 76
CES25 = 71	CES50 = 95	CES75 = 76	



Color Rendition by Hue-Angle Bin



Measure Comparisons



(END OF REPORT)